




Changes for the Better

QUAD FULL HIGH DEFINITION MONITOR

MODEL

56P-QF60LCU

56" Ultra High Resolution LCD Display



**SAME AS
4 FULL
HD MONITOR**

Mitsubishi Quad Full High Definition Monitor Broadens Display System Possibilities!

Mitsubishi 56P-QF60LCU provides new display solutions for a wide range of applications requiring ultra high resolution display. With 3840 × 2160 pixels of display, this 56" LCD monitor is ideal for all kinds of missioncritical applications where Mitsubishi quality is needed.

For Various Applications

Control Room

Simulated tandem display for various command and control display walls used in traffic management, power grids, and situational controls.

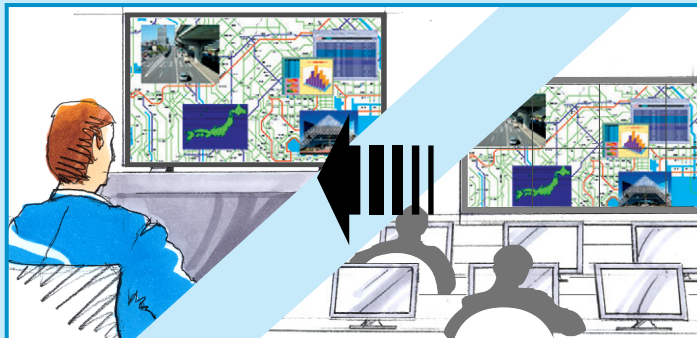



Image Review and Monitoring Systems

Ideal for CAD review, high resolution digital imaging, security camera monitoring, geographic and mapping design.



Digital Archives

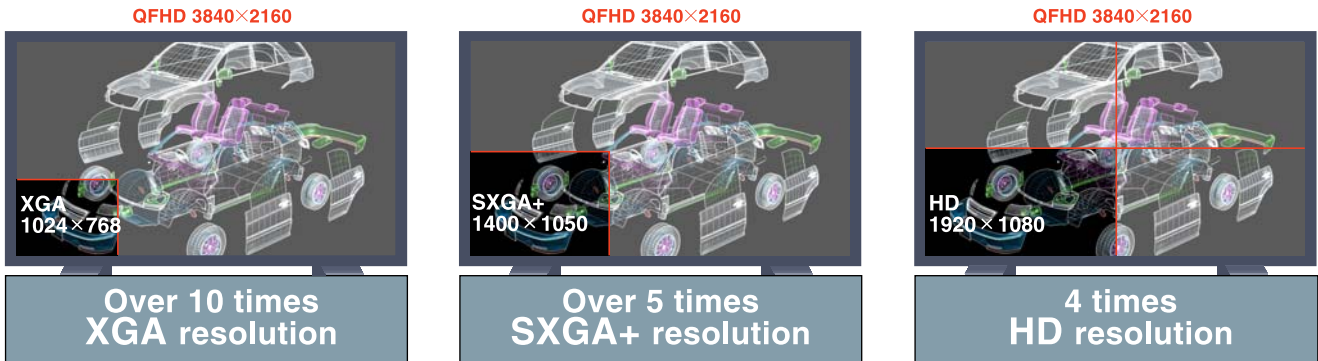
Perfect for displaying and viewing ultra-high resolution digital images used in museums, libraries and universities.



A Vision Statement for Your Mission Critical Display Needs

Comparison of Resolution

The Mitsubishi 56" QFHD monitor offers more than 8 mega pixels in one single screen. That's equivalent to 4 full high definition monitors of 1920 × 1080P display in a 2 by 2 format. Similarly, this monitor also offers the convenience of viewing over 10 XGA (1024 × 768) displays, or 5 SXGA+ (1400 × 1050) displays, all in just one single screen.



With this kind of resolution, the Mitsubishi 56" QFHD offers the flexibility of having a condensed version of a more expansive display system in another office, allowing the user to remotely monitor a display system. It conveniently duplicates a display at a more economical cost.

Features

- **High Brightness and Rich Contrast** - Mitsubishi QFHD can realize a brightness of 500 cd/m² with a remarkable contrast of 1200:1, producing sharp and crisp images.
- **Low Total Cost of Ownership** - In addition to being able to duplicate a vast display system at a fraction of the cost, the Mitsubishi QFHD offers longer life operations and lower power consumption compared to other display systems with similar resolution.
- **Flexible Display Configuration** - Mitsubishi QFHD can display your applications in various modes: Landscape mode, Map table mode (laid flat in a horizontal plane).*

*Special installation processes are required to ensure proper ventilation, safety, etc. Be sure to ask a qualified installation specialist for proper installation of the product.

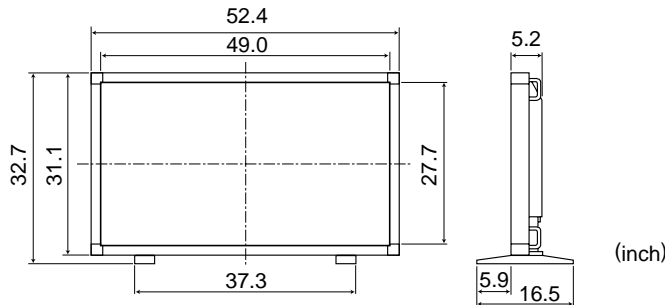
Specifications

Model	56P-QF60LCU
Resolution	3840 × 2160
Panel Size	56" (56" viewable)
Pixel Pitch	0.108(H) × 0.324(V)
Color	16.7 Million
Response Speed	GTG 6.5ms *1
Brightness(typ.)	500cd/m ²
Contrast Ratio	1200 : 1
Back Light System	CCFL
Back Light Lifetime	50,000 hours

*1 Average of the response speeds between certain gradation levels(for example, 0, 63, 127, 191, 255)

View Angle	Level : ± 88 Vertical : ± 88 *2
Input Resolution	HD(1920 × 1080) × 4
Digital RGB Signal Input	DVI-D × 4
Power Supply	AC 100-240V 50/60Hz
Power Consumption	550W (MAX)
Dimensions	LCD Panel 1333(w) × 832(H) × 133(D)mm
	With Stand 1333(w) × 832(H) × 420(D)mm
Operation Temperature	5°C-35°C
Environment Humidity	20%-80% non condensing
Weight	51Kg (with stand)

*2 Viewing angle: Angle at which images are displayed at a white-to-black contrast level of 30 or higher



MITSUBISHI ELECTRIC CORPORATION
 MITSUBISHI DIGITAL ELECTRONICS AMERICA, INC. : 9351 Jeronimo Road, Irvine, California 92618
 (800) 769-1268 (888) 307-0349 www.mitsubishi-megaview.com
 MITSUBISHI ELECTRIC SALES CANADA INC. : 4299-14th Avenue Markham, Ontario L3R 0J2
 (905) 475-7728 www.mitsubishielectric.ca

NOTICE
 New publication, effective June, 2007
 Screen displays of monitors shown on this page is simulated only.
 Actual screen may look different.
 Specifications subject to change without notice.