



DLP™ TV
2005 Collection
50"/56" Pedestal Design



DLP™ TV by Samsung

If you're looking for a big-screen, high-performance HDTV that fits your lifestyle, look no further than DLP TV by Samsung with DLP Technology from Texas Instruments. Our Pedestal Design models are available in 50" and 56" wide screen sizes and are less than 21" deep. Samsung's Cinema Smooth™ 720p and 1080p light engines with DNIe™ deliver a crisp, lifelike picture that's closer to film, plus there's never any risk of burn-in or screen aging. They're ready for tomorrow's technology today with built-in HD tuners, CableCARD™ inputs, and purely digital HDMI™ connections. Their unique, integrated pedestal houses the light engine and soft-touch LCD control buttons for a slim silhouette. Great performance, robust features and beautiful design – any way you look at it, Pedestal Design DLP TV by Samsung is a tremendous value for a wide screen HDTV.



Award-winning performance

DLP TV by Samsung incorporates Emmy® Award-winning Digital Light Processing™ technology from Texas Instruments and has won numerous awards, including the CNET "Next Big Thing" award (2005), Industrial Design Excellence Award (Silver 2004), CES Innovations Award (2004), Video Grand Prix Award (2004) from *AudioVideo International* magazine, and *Popular Science's* "Best of What's New Award" (2002)




DLP™ TV by Samsung

Pedestal Design – Fits Where Others Won't™

Features:

- Samsung's latest-generation Cinema Smooth™ HDTV optical engine
- Built-In Analog/Digital Tuner (NTSC/ATSC)
- Digital Cable Ready (DCR) with CableCARD™¹
- TV Guide On Screen® Interactive Program Guide*
- Samsung's latest-generation DNle™ video enhancer
- Samsung's Cinema Smooth Film Mode 3:2 pull down
- Anynet™ system control solution
- Purely digital HDTV connections – HDMI™
- No burn-in or screen aging
- 30-watt audio system with built-in speakers.

*Only available on HL-R5688W.



56" Model HL-R5688W

Samsung Cinema Smooth 1080p light engine:

- Full HD 1920 x 1080p digital format converter for all inputs²
- Up to 10,000:1 contrast ratio with outstanding colors and deep black levels
- Single-panel design – crystal-clear picture without any possibility of convergence errors
- Smooth, film-like image
- Whisper-quiet operation.

56"



50" Model HL-R5087W

Samsung Cinema Smooth 720p light engine:

- 1280 x 720p digital format converter for all inputs
- Up to 2,500:1 contrast ratio with outstanding colors and deep black levels
- Single-panel design – crystal-clear picture without any possibility of convergence errors
- Smooth, film-like image
- Whisper-quiet operation.

50"




¹Cable TV features like Pay-Per-View and Video-On-Demand require a cable box. CableCARD is provided by your cable service provider.

²Currently, HDMI, DVI and Component inputs can only accept up to 1080i signals. All 1080i signals are converted to 1080p. Off-air 1080p signals are displayed in their broadcast format.

Cinema Smooth™ Light Engines

Samsung is a worldwide leader in creating light engines that harness Digital Light Processing technology. Samsung's Cinema Smooth light engine brings together the right optics, electronic circuitry and replaceable light source to create a brilliant picture that's more lifelike and much closer to film. The 720p and 1080p Cinema Smooth light engines release the maximum power of DMD microdisplays for a remarkably film-like picture. They create a crisp, High Definition image with no visible pixel structure, accurate shading and better low-light detail.

1080p Cinema Smooth Gen-6 Light Engine



Samsung's 56" model can display the full 1920 x 1080p High Definition format. It converts HD signals to 1080p for a picture with higher contrast ratios, better brightness and improved perceived resolution, particularly for content that was produced in 1080p. The benefits of 1080p are best appreciated on screens of 56" or larger,³ and the full 1920 horizontal pixel count.

Next generation DLP chips from Texas Instruments



About the size of a postage stamp, the DLP chip is covered with tiny mirrors.

DLP TV by Samsung employs a Texas Instruments DLP chip. These new-generation microdisplays have switching speeds twice as fast as previous generations and up to 1,000 times faster than competing microdisplay technologies. When combined with Samsung's new Cinema Smooth light engine, the result is a crisp, bright picture with deep, rich colors that's closer to film.

Faster color wheel



Cinema Smooth color wheel

Conventional

Samsung's 2.6" color wheel spins at 10,800 rpm for smooth fast-motion video, and has seven color segments for more accurate colors. It achieves film-like transitions and eliminates the pixel breakup found in slower color wheel designs and slower-switching LCD microdisplays. Air Bearing technology makes it whisper quiet.


Advanced Picture Quality

DNie™ Samsung's DNie – Digital Natural Image engine



Samsung's Digital Natural Image engine makes input signals sharper, clearer and more lifelike. Its advanced image processors and six-times density enhancer create true-to-life colors and high contrast, while virtually eliminating digital artifacts.

Without DNie With DNie



Six-times Density Enhancer

This groundbreaking image resolution enhancer displays extremely high-resolution pictures that are six times as dense as the input's sample rate for sharper images.

Motion Optimizer

Fast-moving images are optimized to produce more natural-looking motion, thus reducing video noise or blurring.

Contrast Enhancer

Brightness and contrast levels are enhanced for deeper, richer blacks with greater detail, and more natural whites.

Detail Enhancer

DNie analyzes video signal elements in order to produce sharper detail, clearer image separation and more natural edge transition.

Color Optimizer

Colors are reproduced with a more lifelike realism, whites are more accurate, and skin tones are given a more natural hue.

My Color Control

Samsung's patented "My Color Control" technology allows you to control specific colors without affecting the whole screen. Now, Samsung provides six-color control selections:* white, red, pink, yellow, green and blue. It's your picture – you decide.

* For model HL-R5087W, Samsung provides three color control selections: blue, green, and pink.



Worry-free connections



HDMI³ allows for the transmission of both video and audio digital signals through a single connection for higher quality and fewer wires.



DTV and DVD Compatible

Connect your digital sources with smart component inputs that accept 480i/480p/720p/1080i signals.



Digital Cable Ready

Use your Samsung DLP TV's remote to enjoy the world of digital cable and HDTV thanks to CableCARD™ technology.⁴ For the times when digital cable features require a set-top box, such as Video-On-Demand, you can connect that box to a second input.



PC Compatible

A Samsung DLP TV can also function as a high-quality WXGA PC monitor.*

* Only available on HL-R5688W.

³ Currently, HDMI, DVI and Component inputs can only accept up to 1080i signals. All 1080i signals are converted to 1080p. Off-air 1080p signals are displayed in their broadcast format.

⁴ Cable TV features like Pay-Per-View and Video-On-Demand require a cable box. CableCARD is provided by your cable service provider.

Convenience

TV Guide On Screen®

The TV Guide On Screen® Interactive Program Guide is a subscription-free, built-in service that provides listings for cable-ready, cable box, digital cable and over-the-air broadcasts directly on your TV. It lets you find your favorite shows and see which ones are in HD, schedule recordings and reminders and navigate hundreds of channels with ease.*




* Only available on HL-R5688W.

Cinema Mode

Samsung's Cinema Mode lets you see colors the way the director intended, by matching them more closely to production standards. This creates more accurate colors and natural skin tones when viewing Hollywood movies on your TV – the perfect setting when enjoying movies with the lights off.

Cinema Smooth Film Mode 3:2 Pull Down



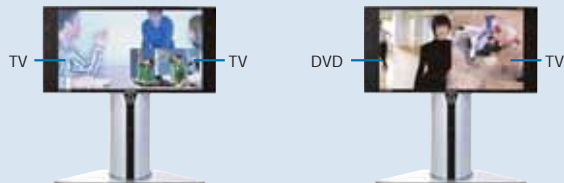
Powered by Samsung's Cinema Smooth technology, 3:2 Pull Down corrects for the artificial frames created when films are converted to DVDs. The result is a clearer image without the subtle motion artifacts caused by 24-to-30 frames per second video conversion.

Picture format size adjustment



Enjoy all of your 4:3 aspect-ratio programming in smooth, wide screen without black bars. Five pre-set aspect ratio modes – Normal, Wide, Panorama, Zoom 1 and Zoom 2 – stretch your image to fill the screen naturally.

Picture-In-Picture (PIP)



Watch two sources at once with 2-Tuner Picture-in-Picture. You can select from a small, movable, re-sizeable window in the corner of the screen, or share the screen with Side-by-Side Split Screen.

Anynet™ System Control Solution



Samsung Anynet lets you control all of your Anynet-enabled Samsung components through the TV's remote control.

Matching Stand*

Component shelves

This component shelf solution for the pedestal DLP TV designs enables you to hide the wiring between the components and the TV.



* Model TR85. Sold separately. See authorized retailer or visit samsung.com for details.



DLP™ TV by Samsung

Advantages

- Award-winning DLP™ Technology by Texas Instruments is the choice of digital theaters the world over. Samsung has over seven years of experience in creating light engines that harness this powerful technology.
- Better color uniformity over time: No burn-in, screen aging or color-shifting possible.
- Samsung Cinema Smooth™ DLP Light Engine creates a film-like natural picture without visible pixelation.
- Detail advantage: Samsung's new-generation DLP TVs have crisper whites and blacker blacks.
- Energy efficient – Powered by a single 100-watt (50", 720p) or 120-watt (56", 1080p) lamp.
- No convergence distortions and reduced color aberrations thanks to its single-panel design.
- Faster color wheel corrects the perceivable color "rainbows" found in early data projectors of the late '90s.
- Replaceable bulb – When the bulb eventually expires, it can easily be replaced, restoring your DLP TV by Samsung's picture to like-new. No other technology is as resilient as DLP. For information on technicians and to purchase a new bulb, call 1-800-SAMSUNG or visit samsungparts.com.

Specifications



TVs not shown to scale.

	HL-R5688W	HL-R5087W
Model number	56"	50"
Screen size	Pedestal	Pedestal
Design	16:9 Wide Screen	16:9 Wide Screen
Aspect ratio	Built-in	Built-in
High Definition TV Tuner/Decoder	Cinema Smooth Gen-6 HD	Cinema Smooth Gen-5 HD
Display Device/Light Engine	Single-panel DLP	Single-panel DLP
Type	0.85" 1080 DLP Chip	0.8" 720 DLP Chip
Lamp (standard/dynamic)	120W/132W	100W/120W
Resolution (V x H)	1920 x 1080	1280 x 720
TV/Video features	1080p	720p
Display Format	Yes	Yes
Digital Cable Ready (DCR)	Up to 10,000:1	Up to 2,500:1
Contrast	780	670
Brightness (cd/m ²)	3D Y/C	3D Y/C
Digital Comb Filter	Yes	Yes
3:2 Pull Down	Yes	Yes
DNLe™	Yes	Yes
Color wheel – Segments/speed	7 Segments/10,800 rpm	7 Segments/10,800 rpm
HD Ultra-Fine Pitch Screen	Yes	Yes
Audio	15W x 2	15W x 2
Sound Output (RMS)	Yes	Yes
Digital Sound Out (Optical)	2 Tuner	2 Tuner
Convenience	Yes	Yes
Picture-In-Picture (PIP)	Yes	No
Double Screen	Yes	Yes
TV Guide On Screen®	Yes	Yes
Discrete Code	Yes	Yes
Input Labeling (Source Select)	Yes	Yes
Connections	2 In	2 In
RF	1 Rear	1 Rear
PC In (D-Sub 15-pin)	1 Rear	1 Rear
PC Audio In	2 Rear	2 Rear
AV In (RCA)	2 Rear	2 Rear
S-Video In	1 Rear	1 Rear
Monitor, Audio, Subwoofer Out	2 Rear	2 Rear
Component Video In	1 Rear	1 Rear
(480i/480p/720p/1080i)	2 Rear	2 Rear
DVI Audio In	1 Rear	1 Rear
HDMI	2 Rear	1 Rear
POD Slot (CableCARD™)	1 Rear	1 Rear
D-Net (IEEE 1394)	2 Rear	2 Rear
Anynet (Mini Jack)	1 Rear	1 Rear
G-LINK® (Mini Jack)	1 Rear	1 Rear
Digital Sound Out (Optical)	1 Rear	1 Rear
Net dimensions		
(W x D x H, inches)		
TV and base	58.7 x 21.9 x 58.4	53.6 x 20.5 x 54.7
TV (screen to back)	58.7 x 15.3 x 58.4	53.6 x 13.9 x 54.7
Stand Dimensions (W x D x H)	59.6 x 20.2 x 21.8	59.6 x 20.2 x 21.8
Upper Shelf Dimensions (W x D x H)	18.1 x 15.7 x 6.8	18.1 x 15.7 x 6.8
Lower Shelf Dimensions (W x D x H)	18.1 x 17.7 x 7.6	18.1 x 17.7 x 7.6
Net weight		
TV	137.6 lbs	130.1 lbs
Stand	75.0 lbs	75.0 lbs
Shipping dimensions		
(W x D x H, inches)		
TV	63.8 x 27.2 x 63.8	58.5 x 25.4 x 61.0
Stand	59.0 x 26.0 x 9.0	59.0 x 26.0 x 9.0
Shipping weight		
TV	200.6 lbs	167.5 lbs
Stand	82.0 lbs	82.0 lbs
Order code		
TV	HLR5688WX/XAA	HLR5087WX/XAA
Stand	TR85X/XAA	TR85X/XAA
UPC		
TV	036725 2 5688 0	036725 2 5087 1
Stand	036725 2 0085 2	036725 2 0085 2



For more information, log on to www.samsung.com

©2005 Samsung Electronics America, Inc. Samsung is a registered trademark of Samsung Electronics Co., LTD. All rights reserved. All product and brand names are trademarks or registered trademarks of their respective companies. DLP, Digital Light Processing and the DLP logo are trademarks of Texas Instruments. HDMI, the HDMI logo and High-Definition Multimedia Interface are trademarks or registered trademarks of HDMI Licensing LLC. In the United States, TV Guide and other related marks are registered marks of Gemstar-TV Guide International, Inc. and/or one of its affiliates. The Emmy name and Emmy statuette are the copyrighted property of the Academy of Television Arts & Sciences and the National Academy of Television Arts & Sciences (ATAS/NATAS). CableCARD is a trademark of Cable Television Laboratories, Inc. Specifications and design are subject to change without notice. **Screen images are simulated.** Printed in USA. DLP-BRO-2500