

# 42PG20

## PLASMA HDTV 42" Class (41.5" diagonal)

- 720p HD Resolution
- Dual XD Engine™
- 20,000:1 Contrast Ratio
- Fluid Motion
- 3x HDMI™ V.1.3 with Deep Color
- AV Mode (Cinema, Sports, Game)
- Clear Voice
- LG Simplic™ Connectivity
- Invisible Speaker System
- 100,000 Hours to Half Brightness (Typical)
- PC Input



### HD RESOLUTION

High definition television is the highest performance segment of the DTV system used in the US. It's a wide screen, high-resolution video image, coupled with multi-channel, compact-disc-quality sound.

### FLUID MOTION (180 HZ EFFECT)

Enjoy smoother, clearer motion with all types of programming such as sports and action movies. The moving picture resolution give the impression of performance of up to 3x the panels actual refresh rate.

### AV MODE

LG HDTVs include 3 AV Modes, preset to optimize picture and sound settings based on "Cinema", "Sports" or "Game" content. AV Modes can be easily set with a convenient button on the remote control.

### CLEAR VOICE TECHNOLOGY

Automatically enhances and amplifies the sound of human voice frequency range to help keep dialogue audible when background noise swells.

### INVISIBLE SPEAKERS SYSTEM

LG's 2008 line of TVs include a unique invisible speaker system, tuned by renowned audio expert, Mr. Mark Levinson. Speakers are embedded in strategic spots behind the front cabinet and use minute vibrations to turn the entire front bezel into the speaker system. The result is a clean, polished look, and enhanced audio by increasing the "sweet spot", giving a wider sound field.



# 42PG20

**PLASMA HDTV**  
42" Class (41.5" diagonal)

## TECHNICAL SPECIFICATIONS

### LCD PANEL

Native Display Resolution	1024 x 768p
Brightness (cd/m <sup>2</sup> )	1,500
Dynamic Contrast Ratio	20,000:1
ISM (Image Sticking Minimization)	3 Modes
Non-Reflective Black Matrix Structure	•
Fluid Motion 180Hz Effect	•
Pure Black Level	•
Altitude	2,000 m / 6,561 ft
Life Span (Typical)	100,000 hours

### BROADCASTING SYSTEM

Analog	•
ATSC/NTSC/Clear QAM	•

### VIDEO

Dual XD Engine™	•
Aspect Ratio	16:9
Aspect Ratio Correction	6 Modes
Just Scan (1:1 Pixel Matching) 0% OverScan	•
- HDMI™	1080p/1080i/720p
- Component	1080p/1080i/720p
- RF	1080i/720p
Enhanced Line Doubler	•
Enhanced Noise Reduction (Video Noise Filter)	• (3D & MPEG)
Color Temperature Control	4 Modes
Black Stretcher (Black Level Enhancer)	•
3:2 Pulldown	•
Picture Reset	•
AV Mode (Picture & Sound)	3 Modes
Picture Selection Mode	7 Modes
DTV Signal Strength Indicator	•

### AUDIO

Mono/Stereo/Dual (MTS/SAP)	•
Audio Outout Power (Watts - THD 10%)	10W + 10W
Speaker System Details	1 Way 2 System (Invisible Speaker)
Dolby® Digital Decoder	•
Surround System Type	SRS TruSurround XT™
Bass/Treble/Balance Controls	•
Auto Volume Leveler	•
Sound Mode	5 Modes
Mute	•

### SPECIAL FEATURES

1080P Source Input	•
- HDMI	60p/30p/24p
- Component	60p/30p/24p
- RGB	60p
A/V Input Navigation	•
Auto Navigation	•
Input Labeling	•
Quick View (Previous Channel)	•
Clear Voice (On/Off)	•
Quick Setup Guide	•
Parental Control w/V-Chip	•
Key Lock	•
Closed Caption	•
LG SimpLink™ (HDMI CEC)	•
Trilingual Menus	English/French/Spanish
EZ Menus (High Performance Interface)	•
Channel Add/Delete	•
Favorite Channel	•
Auto Clock	•
Manual Clock	•
On/Off Timer	•
Sleep Timer	•
Auto Off (When no video is present)	•

### SIDE AUDIO/VIDEO INPUTS/OUTPUTS

L/R Audio/Composite Video In	1
HDMI/HDCP In	1
USB 2.0	1 (Service Only)

### REAR AUDIO/VIDEO INPUTS/OUTPUTS

RF In (Antenna/Cable)	1
L/R Audio/Component Video In	1
S-Video In	1
HD Component Video In (Y,Pb,Pr) + L/R Audio	2
Digital Audio Out	1 (Optional)

### REAR AUDIO/VIDEO INPUTS/OUTPUTS (CONTINUED)

HDMI/HDCP Input	2 (V.1.3 with Deep Color)
RGB In (D-Sub 15pin) - PC	1
PC Audio Input	1
RS-232c In (Control/Service)	1
Remote Control In (IR)	1

### CABINET/ACCESSORIES

Cabinet Style	One Piece
Cabinet Color	Glossy Piano-black
Remote Control Type	Universal
Stand	Fixed
VESA® Compatible (W x H)	400mm x 400mm


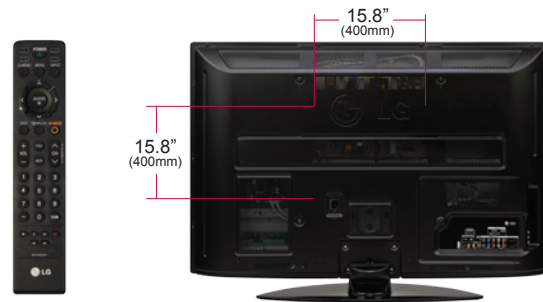
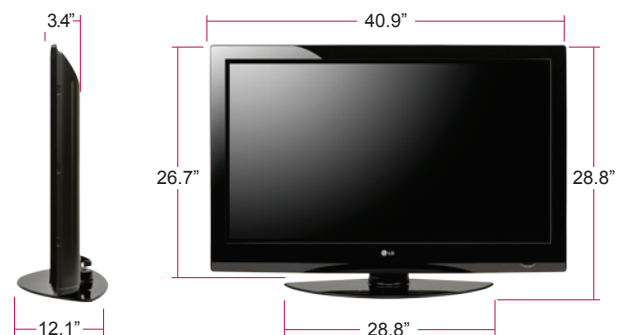
### POWER

Consumption (Typical)	n/a
Stand-by Consumption	>1 W
Energy Star Compliant	•

### SPECIFICATIONS

Dimensions w/out stand (W x H x D)	40.9" x 26.7" x 3.4"
Weight w/out stand	53.7 lbs
Dimensions w/stand (W x H x D)	40.9" x 28.8" x 12.1"
Weight w/stand	60.2 lbs
Dimensions w/packaging (W x H x D)	52.4" x 30.4" x 10.1"
Weight in package	71.7 lbs
UPC	719192172845
Limited Warranty	1 Year Parts & Labor/2 Years Panel

## DIMENSIONS/REMOTE/INPUTS/OUTPUTS



LG Electronics U.S.A., Inc. • 1000 Sylvan Avenue Englewood Cliffs, NJ 07632  
Customer Service and Technical Support: (800) 243-0000 • LGusa.com

© 2008 LG Electronics U.S.A., Inc., Englewood Cliffs, NJ. All rights reserved. "LG Life's Good" is a registered trademark of LG Corp.  
All other trademarks are the property of their respective owners. Design, features and specifications subject to change without notice. 03/19/08

