



DLP™ TV
2005 Collection
Wide Screen HDTVs with
Digital Cable Ready (DCR) Tuner
42"/46"/50"/56"/61"



DLP™ TV by Samsung

If you're looking for a big-screen, high-performance HDTV that fits your lifestyle, look no further than DLP TV by Samsung. These Cinema Smooth™ 720p models are available in screen sizes from 42" to 61" wide screen. These beautiful, lightweight High Definition TVs deliver a more lifelike picture combined with slim design to fit where others won't. For example, our 61" set is less than 17" deep and weighs just 95 lbs. These sets are perfect for custom installations and look great with an available, matching stand.

Whatever you want to watch, DLP TV by Samsung is ready. It offers a host of connections for DVD, DTV, PC, HDTV and it's even Digital Cable Ready, so you can enjoy digital cable without an additional box or remote*. There's also never any risk of burn-in or screen aging with DLP TV by Samsung, so you can be sure of years of worry-free enjoyment. Best of all, everything looks better on a DLP TV by Samsung. Its exclusive Digital Natural Image engine (DNIe™) picture enhancement technology ensures a bright, crisp image from every source.

Great performance, robust features and beautiful design – any way you look at it, DLP TV by Samsung is a tremendous value for a wide-screen HDTV.



Award-winning performance

DLP TV by Samsung incorporates Emmy® Award-winning Digital Light Processing™ technology and has won numerous awards, including the CNET "Next Big Thing" award (2005), Industrial Design Excellence Award (Silver 2004), CES Innovations Award (2004), Video Grand Prix Award (2004) from *AudioVideo International* magazine, and *Popular Science's* "Best of What's New Award" (2002)



*Two-way cable functions like Pay-Per-View and Video-On-Demand require a cable box. CableCARD™ is provided by your cable service provider.

High Definition Televisions

- DLP™ TV by Samsung
- New “Floating Screen” compact, lightweight design – fits where others won’t™
- Digital Cable Ready (DCR) with CableCARD™
- Built-in Analog/Digital Tuner (NTSC/ATSC)
- Samsung Cinema Smooth™ 720p light engine:
 - Single-panel design – crystal-clear picture without any possibility of convergence errors
 - Smooth, film-like images
 - Up to 2500:1 contrast ratio with outstanding colors and deep black levels
 - Whisper-quiet operation
- TV Guide On Screen®
- 1280 x 720 digital format converter for all inputs
- Samsung’s latest-generation DNLe™ video enhancer
- Cinema Smooth Film Mode 3:2 Pull Down
- Anynet™ system control solution
- Purely digital HDTV connections – HDMI™
- No burn-in or screen aging
- 30-watt audio system with built-in speakers.



42" model HL-R4266W



46" model HL-R4667W



50" model HL-R5067W



56" model HL-R5667W

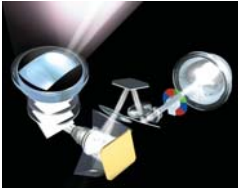


61" model HL-R6167W

Cinema Smooth™ Light Engine

Samsung is the worldwide leader in creating light engines that harness Digital Light Processing technology. Samsung's Cinema Smooth light engine brings together the right optics, electronic circuitry and replaceable light source to create a brilliant picture that's more lifelike and much closer to film. Now in its fifth generation, Samsung's Cinema Smooth light engine delivers crisp, 720p High Definition resolution with high contrast and brightness, defined edges and sharp detail.

Cinema Smooth 720p light engine



Samsung's Cinema Smooth 720p light engine is the culmination of years of industry-leading research and development. It releases the maximum power of the new generation of DMD microdisplays for the most film-like picture. It creates an image with no visible pixel structure and accurate shading and better low-light detail.

Next generation DLP chips



About the size of a postage stamp, the DMD is covered with tiny mirrors

DLP TV by Samsung employs the latest Digital Micromirror Devices (DMD). These new-generation microdisplays have switching speeds twice as fast as previous generations and up to 1,000 times faster than competing microdisplay technologies. When combined with Samsung's new Cinema Smooth 720p light engine, the result is a crisp, bright picture with deep, rich colors that's closer to film.

Faster color wheel



Cinema Smooth color wheel

Conventional

Samsung's 2.6" color wheel spins at 10,800 rpm for smooth fast-motion video, and has seven color segments for more accurate colors. It achieves film-like transitions without pixel breakup found in slower color wheel designs and slower-switching LCD microdisplays. Air Bearing technology also makes it whisper quiet.

Picture Quality

DNie™ Samsung's DNie – Digital Natural Image engine




Samsung's exclusive Digital Natural Image engine makes the sharpest and clearest images possible, regardless of the profile of input signals. Five image processors and a six-times density enhancer ensure the best picture from any source. Now in its third generation, DNie guarantees the truest colors and highest contrast, while virtually eliminating digital artifacts.

Without DNie With DNie



Six-times Density Enhancer

This groundbreaking image resolution enhancer displays extremely high-resolution pictures that are six times as dense as the original sample rate for sharper images.




Motion Optimizer

Fast-moving images are optimized to produce more natural-looking motion, thus reducing video noise or blurring.



Contrast Enhancer

Brightness and contrast levels are enhanced for deeper, richer blacks with greater detail, and more natural whites.




Detail Enhancer

DNie analyzes video signal elements in order to produce sharper detail, clearer image separation and more natural edge transition.



Color Optimizer

Colors are reproduced with a more lifelike realism, whites are more accurate, and skin tones are given a more natural hue.



My Color Control

You can get the pink tones, the green of the grass and the blue of the sky just the way you like, without affecting the other colors on the screen. The three major colors can be adjusted to perfectly fit your taste. Self expression meets display perfection.

Worry-free connections

High Definition Multimedia Interface (HDMI™)



HDMI allows for the near-flawless pure digital transmission of both visual and audio digital signals. With the built-in application of the most up-to-date HDCP (High Bandwidth Digital Content Protection), compatibility is assured with both current and future digital devices.



DTV and DVD Compatible

Connect your DVD and DTV sources with two smart inputs that accept 480i/480p/720p/1080i signals.



Digital Cable Ready

Use your Samsung TV's remote to enjoy the world of digital cable and HDTV thanks to CableCARD™ technology. For the times when digital cable features require a set-top box, such as Video-On-Demand, you can connect that box to a second input.



PC Compatible

A Samsung DLP TV can also function as a high-quality WXGA PC monitor.*

* Not available on HL-R4266W.

Convenience

TV Guide On Screen®

TV Guide On Screen is an interactive program guide that provides listings for cable-ready, cable box, digital cable and over-the-air broadcasts directly on your TV. It lets you find your favorite shows and see which ones are in HD, schedule recordings and reminders and navigate hundreds of channels with ease.*




* Not available on HL-R4266W.

Cinema Mode

Samsung's Cinema Mode lets you see colors the way the director intended, by matching them more closely to production standards. This creates more accurate colors and natural skin tones when viewing Hollywood movies on your TV.

Cinema Smooth™ Film Mode 3:2 Pull Down




Powered by Samsung's Cinema Smooth technology, 3:2 Pull Down eliminates the artificial frames that are created when films are converted to DVDs. The result is a clearer image without the subtle motion artifacts caused by 24-to-30 frames per second video conversion.

Picture format size adjustment



Enjoy all of your 4:3 aspect-ratio programming in smooth, wide-screen without black bars. Five pre-set aspect ratio modes – Normal, Wide, Panorama, Zoom 1 and Zoom 2 – stretch your image to fill the screen naturally and with less distortion.

2-Tuner PIP with Side-by-Side Split Screen



Watch two sources at once with 2-Tuner Picture-in-Picture. You can select from a small, movable, re-sizeable window in the corner of the screen, or share the screen with Side-by-Side Split Screen.

Anynet™ System Control Solution



Samsung Anynet lets you control all of your Anynet-enabled Samsung components through the TV's remote control.

Matching stands*

42" DLP TV Stand

TR4266 fits 42" model HL-R4266W.



Universal stand

TR46X3 Fits 46", 50" and 56" models.



Universal stand

TR61X2 matches 61" and 67" models.



*Sold separately. See authorized retailer or visit samsung.com for details.

DLP TV by Samsung

Advantages

- Digital Light Processing (DLP™) technology is the choice of digital theaters the world over. Samsung has over seven years of experience in creating light engines that harness this powerful technology
- No burn-in, screen aging or color-shifting possible (unlike LCD and plasma technology)
- Energy efficient – Powered by a single 100- or 120-watt lamp
- No convergence distortions thanks to its single-panel design
- Faster color wheel eliminates the perceivable color "rainbows" found in early data projectors of the late '90s
- Replaceable bulb – When the bulb eventually expires, it can easily be replaced, restoring your DLP TV by Samsung's picture to like-new. No other technology offers this feature. For information on technicians and to purchase a new bulb, call 1-800-SAMSUNG or visit samsungparts.com.

Specifications



Model number	HL-R4266W	HL-R4667W	HL-R5067W	HL-R5667W	HL-R6167W
Screen size	42"	46"	50"	56"	61"
Design	Tabletop	Tabletop	Tabletop	Tabletop	Tabletop
Aspect ratio	16:9 Wide Screen	16:9 Wide Screen	16:9 Wide Screen	16:9 Wide Screen	16:9 Wide Screen
High Definition TV Tuner/Decoder	Built-in	Built-in	Built-in	Built-in	Built-in
Display Device/Light Engine	Cinema Smooth Gen-5 HD	Cinema Smooth Gen-5 HD	Cinema Smooth Gen-5 HD	Cinema Smooth Gen-5 HD	Cinema Smooth Gen-5 HD
Type	Single-panel DLP	Single-panel DLP	Single-panel DLP	Single-panel DLP	Single-panel DLP
Lamp (standard/dynamic)	0.55" DMD Chip	0.55" DMD Chip	0.55" DMD Chip	0.55" DMD Chip	0.55" DMD Chip
Resolution (V x H)	100W/120W	100W/120W	100W/120W	100W/120W	100W/120W
TV/Video features	1280 x 720	1280 x 720	1280 x 720	1280 x 720	1280 x 720
Display Format	720p	720p	720p	720p	720p
Digital Cable Ready (DCR)	Yes	Yes	Yes	Yes	Yes
Contrast	Up to 2500:1	Up to 2500:1	Up to 2500:1	Up to 2500:1	Up to 2500:1
Brightness (cd/m ²)	1,000	1,000	900	700	600
Digital Comb Filter	3 Line	3D Y/C	3D Y/C	3D Y/C	3D Y/C
3:2 Pull Down	Yes	Yes	Yes	Yes	Yes
DNle™	Yes	Yes	Yes	Yes	Yes
Color wheel	7 Segments/10,800 rpm	7 Segments/10,800 rpm	7 Segments/10,800 rpm	7 Segments/10,800 rpm	7 Segments/10,800 rpm
HD Ultra-Fine Pitch Screen	No	0.155 mm	0.155 mm	0.155 mm	0.155 mm
Audio					
Sound Output (RMS)	15W x 2	15W x 2	15W x 2	15W x 2	15W x 2
Digital Sound Out (Optical)	Yes	Yes	Yes	Yes	Yes
Convenience					
PIP	2 Tuner (semi)	2 Tuner	2 Tuner	2 Tuner	2 Tuner
Double Screen	Yes	Yes	Yes	Yes	Yes
TV Guide On Screen	No	Yes	Yes	Yes	Yes
Discrete Code	Yes	Yes	Yes	Yes	Yes
Input Labeling (Source Select)	Yes	Yes	Yes	Yes	Yes
Connections					
RF	2 In	2 In	2 In	2 In	2 In
PC In (D-Sub 15-pin)		1 Rear	1 Rear	1 Rear	1 Rear
PC Audio In		1 Rear	1 Rear	1 Rear	1 Rear
AV In (RCA)	1 Side/2 Rear	1 Side/2 Rear	1 Side/2 Rear	1 Side/2 Rear	1 Side/2 Rear
S-Video In	1 Side/2 Rear	1 Side/2 Rear	1 Side/2 Rear	1 Side/2 Rear	1 Side/2 Rear
Monitor & Sound Out (RCA)	1 Rear	1 Rear	1 Rear	1 Rear	1 Rear
Component 480i/480p/720p/1080i (Smart Input)	2 Rear	2 Rear	2 Rear	2 Rear	2 Rear
DVI Audio In	1 Rear	1 Rear	1 Rear	1 Rear	1 Rear
HDMI	1 Rear	1 Rear	1 Rear	1 Rear	1 Rear
POD Slot (CableCARD™)	1 Rear	1 Rear	1 Rear	1 Rear	1 Rear
D-Net (IEEE 1394)		2 Rear	2 Rear	2 Rear	2 Rear
Anynet (Mini Jack)	1 Rear	1 Rear	1 Rear	1 Rear	1 Rear
G-Link (Mini Jack)		1 Rear	1 Rear	1 Rear	1 Rear
Net dimensions (W x D x H)					
TV	39.3 x 13.0 x 29.7	42.8 x 13.4 x 32.0	46.5 x 14.0 x 34.3	52.4 x 15.3 x 37.9	56.9 x 18.4 x 41.6
TV (without pedestal base)					56.9 x 16.5 x 40.7
Stand Dimensions (W x D x H)	39.5 x 17.8 x 19	43 x 17.8 x 19	46.5 x 17.8 x 19	52.4 x 17.8 x 19	56.9 x 17.8 x 17
Upper Shelf Dimensions (W x D)	31.3 x 15.8	34.8 x 15.8	34.8 x 15.8	34.8 x 15.8	49.2 x 15.8
Lower Shelf Dimensions (W x D)	31.3 x 15.8	34.8 x 15.8	34.8 x 15.8	34.8 x 15.8	49.2 x 15.8
Net weight					
TV	61.7 lbs	66.8 lbs	72.8 lbs	80.9 lbs	94.6 lbs
Stand	42.0 lbs	69.0 lbs	69.0 lbs	69.0 lbs	80.0 lbs
Shipping dimensions (W x D x H)					
TV	43.6 x 16.9 x 34.2	47.2 x 17.9 x 37.1	51.2 x 18.7 x 39.6	57.3 x 20.3 x 43.1	62.2 x 22.2 x 45.9
Stand	19.6 x 6.9 x 44.5	19.6 x 7.7 x 41.8	19.6 x 7.7 x 41.8	19.6 x 7.7 x 41.8	18.7 x 8.0 x 67.7
Shipping weight					
TV	76.0 lbs	83.8 lbs	90.4 lbs	103.6 lbs	120.2 lbs
Stand	45.0 lbs	72.0 lbs	72.0 lbs	72.0 lbs	83.0 lbs
Order code					
TV	HLR4266WX/XAA	HLR4667WX/XAA	HLR5067WX/XAA	HLR5667WX/XAA	HLR6167WX/XAA
Stand	TR4266X/XAA	TR46X3X/XAA	TR46X3X/XAA	TR46X3X/XAA	TR61X2X/XAA
UPC					
TV	036725 2 4266 1	036725 2 4667 6	036725 2 5067 3	036725 2 5667 5	036725 2 6160 0
Stand	036725 2 4260 9	036725 2 4604 1	036725 2 4604 1	036725 2 4604 1	036725 2 6102 0



For more information, log on to www.samsung.com

©2005 Samsung Electronics America, Inc. Samsung, DNle and Anynet are trademarks or registered trademarks of Samsung Electronics Co., Ltd. HDMI, the HDMI logo and High-Definition Multimedia Interface are trademarks or registered trademarks of HDMI Licensing LLC. In the United States, TV Guide and other related marks are registered marks of Gemstar-TV Guide International, Inc. and/or one of its affiliates. The Emmy name and Emmy statuette are the copyrighted property of the Academy of Television Arts & Sciences and the National Academy of Television Arts & Sciences (ATAS/NATAS). CableCARD™ is a trademark of Cable Television Laboratories, Inc. Specifications and design are subject to change without notice. **Screen images are simulated.** Printed in USA.

DLP-BRO-2500