

Slim Eye-catching Bezel Design  
Advanced High-definition Digital Signage Display

**MDT52IS**

# Stylish slim aluminum bezel design complements any public space



# Latest LCD panel technologies achieve improved performance and extended use in public display and industrial applications

Full 1920 x 1080  
High-definition Resolution




The MDT521S reproduces images from video and computer signals with precision and clarity, all delivered in full 1920 x 1080 high-definition resolution. A high-durability panel reduces the risk of image persistence in commercial applications.



700cd/m2 High Brightness /  
2000:1 High Contrast

Brightness and contrast functions designed to deliver truly impressive sharp, vivid images and information even in well-lit public spaces.



## Built-in CAT5 Receiver

Enables long video cable connections in combination with the transmitter box supplied

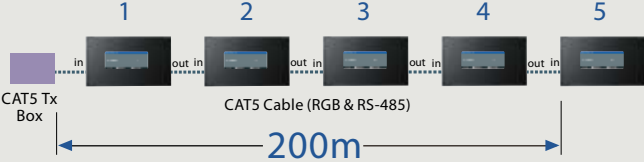
Supports Long Cable Lengths—  
Up to 150 metres

Using a long VGA cable can lead to a loss in image quality. But the MDT521S comes standard with a built-in CAT5 receiver that enables the connection of much longer cables without degrading the high picture quality, giving users greater freedom of placement when installing a display.



Link Up to 5 Displays in Series using  
CAT5 Connections

Use the daisy chain connection function of the built-in CAT5 receiver and output terminal to link up to five displays in series via CAT5 cables.



Allowable cable length

Connection	Max. cable length	Signal Timing
One Monitor	150m	1920x1080 @60Hz
Multiple monitors	200m(*)	1920x1080 @60Hz

\* Total length of the connected cables.  
\* The connectable cable length depends on signal source and quality.

## CAT5 Image Quality Correction Tools

Various features have been incorporated to prevent the degradation of image quality over long cable lengths.

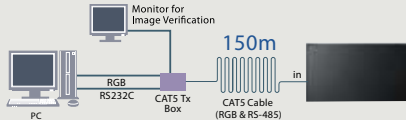


- 1) Cable Length Selector  
Changes to optimized default settings for cable lengths.
- 2) Equalizer Function  
Optimizes signal shape to minimize image blur on the screen.
- 3) R/G/B Gain Adjustment  
Brightens dark images.
- 4) R/G/B Skew Compensation  
Corrects color deviation.

\* MDT521S CAT5 connectors are dedicated for connection to the accompanying CAT5 transmitter box only. Do not attempt to connect any other network hardware. This may result in damage to the hardware connected, transmitter box and displays.

## Video and Serial-control Signals over a Single CAT5 Cable

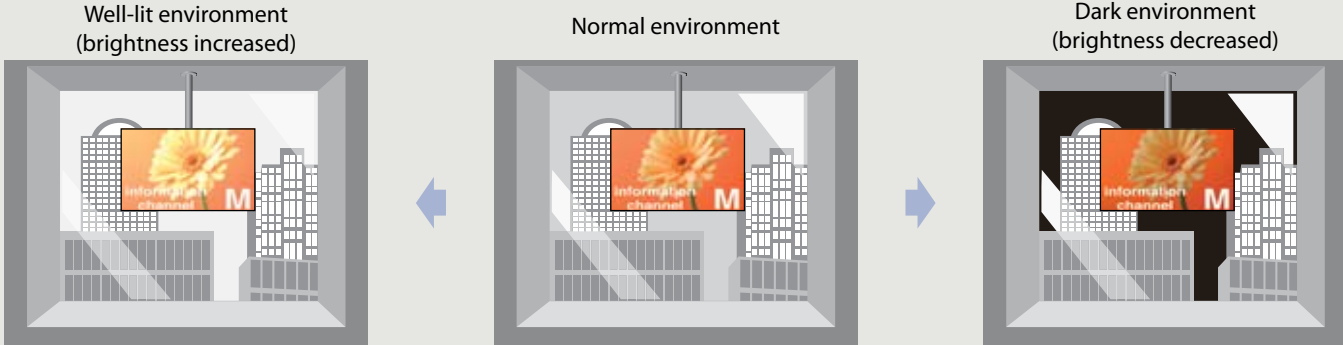
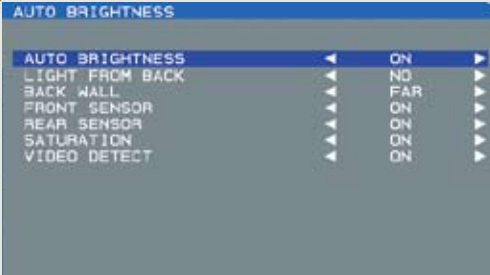
Utilizing the accompanying transmitter box, video and RS-485 serial-control signals can be delivered over the same CAT5 cable, eliminating the need for a separate serial-control cable.



# Latest image reproduction and information-processing technologies in a conveniently thin eye-catching package

## Automatic Brightness Control with Front/Rear Ambient Light Sensors – Unique innovation from Mitsubishi Electric

The MDT521S is equipped with an Auto Brightness function that utilizes two ambient light sensors—one each in the front and rear—to gather data on lighting conditions for adjusting image brightness. Even when installed at venues where light conditions change continuously, optimum viewing is ensured together with the added benefit of greater energy savings through reduced power consumption in darker environments.



## Structural Design Enables In-floor/Face-up Installation - Applications expanded beyond landscape and portrait

Display orientation is a key factor for the presentation and appearance of digital signage. Advanced design technologies allow maximum flexibility in the positioning of the MDT521S, from landscape, portrait and angled to full-flat (face-up\*) installations.



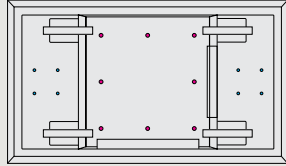
\* Run internal cooling fan full-time when using monitor in face-up position. Face-down/upside-down installation not supported.

## Open Frame Construction

For situations where display casing space is limited, simply remove the front bezel before installation. (Removal will not affect product warranty.)

## Standard VESA Mount Pattern and Left/Right Panel Holes for SBC

Standard VESA hole pattern (M8/400x400mm) for mounting to wall/ceiling. SBC/media player mounting holes (100x100mm) provided on both right and left sides for expanded installation possibilities and improved user convenience.



## Programmable Scheduling Function

Up to seven different scheduled intervals by time, day of week and input port can be programmed. Content from different sources can be scheduled for specific displays within the same installation. This contributes to extending panel service life and increasing energy savings by turning off displays at times when not required.



- Brightness mode: Reduces maximum display brightness.
- Motion mode: Slightly shifts images in four directions according to user-specified time intervals.



## Multi-level Screen Saver Function

To reduce image persistence and maximise panel service life in demanding signage applications, the MDT521S is equipped with four levels of screen saver function. Each level can be set to meet specific application requirements.

- Gamma mode: Optimizes the gamma curve.
- Cooling fan mode: Fan operates continuously rather than automatically activate when internal temperature reaches the pre-designated limit.

## Tiling Capability with Frame Compensation

Combine up to 25 panels (5 wide x 5 high) to create a single large image (i.e., video wall) or other high-impact signage. A frame compensation function is incorporated to adjust for the width of panel bezels so that images are displayed with the utmost accuracy.



Connect up to a maximum of 25 panels (5 x 5)



Frame-Compensation off

Frame-Compensation on

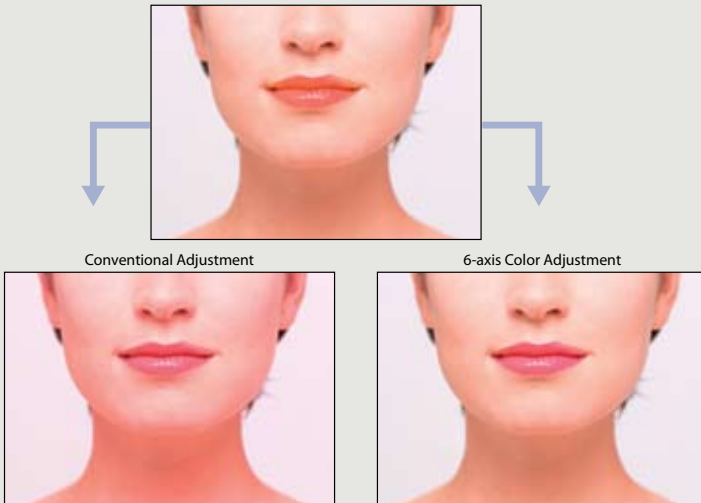
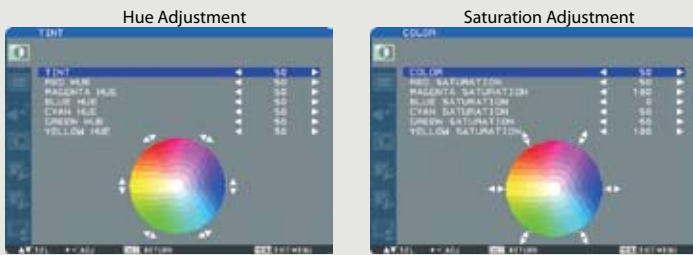
## Wide-range Color Temperature Adjustment

Adjust color temperature across a wide range from 3,000~10,000K. This is an important function for signage displays used in broadcasting, retail food and other industries where image reproduction in true colors and tones is vital.



## 6-axis Color Adjustment Function


Using the remote controller it is possible to choose a specific color from R, G, B, C, M or Y and adjust its hue and saturation independently. This is especially useful for adjusting the colors of specific parts in digital posters, or company or brand logos in signage applications.



\* Photos are simulated images.  
The ability to adjust colors independently depends on the contents.

## Color Matching for Multi-screen Applications (available as a service option only)

Qualified service personnel utilize proprietary color calibration software and a designated color sensor to adjust the white-point and brightness levels to match adjacent panels.



## PIP, PoP and Side-by-side

Picture-in-Picture and Picture-out-of-Picture modes are provided, enabling content from a video input source to be displayed in window format while displaying the main image from the computer input source or vice versa.

Side-by-side mode is incorporated as well, an ideal feature for broadcasting and video-conferencing applications.




## Remote Controller with One-touch Input Signal Switching

The MDT521S comes equipped with a new remote controller that is ideal for meeting room and conference applications where input sources need to be switched frequently.



## Multiple Standard Input and Output Connectors

In addition to the dedicated CAT5 connectors, the MDT521S is equipped with a variety of industry-standard I/O connectors for computers, media players and other equipment. Compatibility for utilizing most common signal sources is ensured.



# Specifications

# MDT521S

Orientation		Landscape / Portrait / Face up		
LCD Module	Diagonal (inch)	52" (1322mm)		
	Pixel Pitch	0.600mm		
	Resolutions	1920 x 1080dots (Full HD)		
	Color	16.7 Million		
	Brightness (typ.)	700cd/m <sup>2</sup>		
	Contrast ratio	2000 : 1		
	Viewing Angle (CR>=10)	Up and Down 178°, Left and Right 178°		
Response Time	8ms (Gray to Gray)			
Viewable Size		1152mm x 648mm / 45.4" x 25.5"		
Power Management		VESA DPM		
Plug and Play		VESA DDC2B, DDC/CI		
Auto adjustment		Yes (Contrast / Position / Phase / Clock)		
OSD user function		Brightness, Contrast, Black level, Zoom, PIP, Screen saver, Side border color, Gamma selection, Black level expansion, Heat status, Power on delay, Schedule, Tiling, CAT5 Control, Auto-Brightness, etc.		
Input / Output signal	PC Input / Output	Input Connector (Analog)	Mini D-sub 15Pin , BNC (R, G, B, H, V) (PC/AV common)	
		Input Connector (Digital)	HDMI (PC/AV common), DVI-D (PC/AV common)	
		Output Connector	Mini D-sub 15Pin	
		CAT5-Input	Modular 8 pin x1 providing RGB differential video and RS-485 control support.	
		CAT5-Output	Modular 8 pin x1 providing RGB differential video and RS-485 control support.	
		Horizontal Frequency	15.625 / 15.734, 31.5 - 91.1kHz	
		Vertical Frequency	50.0 / 58.0 - 85.0Hz	
		Video Signal	Analog: Analog RGB, Digital: TMDS (with HDCP)	
	Sync Signal	Analog: Separate (TTL), Composite (0.3V), Sync on Green, Digital: TMDS		
	Supported Resolution	640x480, 800x600, 1024x768, 1280x768, 1360x768, 1280x1024, 1600x1200 (Compressed/Simplified), 1920x1080, 1920x1200 (Compressed/Simplified)		
	AV Input / Output	Input Connector (Analog)	Composite <BNC/RCA>, Separate (Y/C)<S-TERMINAL>, Component (Y/Pb/Pr) <BNC> (PC/AV common)	
		Input Connector (Digital)	HDMI (PC/AV common), DVI-D (PC/AV common)	
		Output Connector	Analog: Composite<BNC>	
	AUDIO Input / Output	Supported Resolution	Composite/Separate: NTSC,PAL,SECAM,4.43NTSC,PAL60 Component/Digital: 480i,480p,576i,576p,1080i,720p,1080p	
Input Connector (Analog)		RCA pin-jack L/R x 2, Stereo mini jack		
Speaker / Audio Output	Input Connector (Digital)	HDMI (digital audio)		
	Output Connector	RCA pin-jack L/R		
Control Input / Output	Input Connector	External Speaker jack, 7W + 7W (8 ohm)		
Power Supply	Input Voltage	RS-232C<Mini D-sub 9Pin> RS-232C<Mini D-sub 9Pin>		
	Power Consumption	AC100 - 240V, 50/60Hz		
	Power Consumption at Power Saving	380W (360W without speaker) Less than 5W (with CAT5 input select) Less than 3W (with other input select) Mechanical Power SW Off : 0W		
Operational Environment	Temperature	5 to 40°C / 41 to 104 °F (Landscape Mode), 5 to 35°C / 41 to 95°F (Portrait Mode / Face up Mode)		
	Humidity	20 - 80% (without condensation)		
Dimension (WxHxD)	Net with stand	—		
	Net without stand	1202mm (W) x 698mm (H) x122mm (D) / 47.3"(W) x 27.5"(H) x 4.8"(D)		
	Gross	1405mm (W) x 951mm (H) x 275mm (D) / 55.3"(W) x 37.4"(H) x 10.8"(D)		
Weight	Net with stand	—		
	Net without stand	Approximately 40kg / 88lbs		
	Gross	Approximately 48kg / 106lbs		
Wall mounting interface	8 Holes (200mm/7.87" pitches) for Monitor mount 4 Holes x 2sets (100mm/3.94" pitches) for SBC/Signage player mount on monitor			
Complied regulatory and guidelines	UL60950-1/C-UL/CE Marking/BSMI/GOST-R/FCC-B/DOC-B/C-Tick/RoHS/ US Mercury/CCC only for Chinese model			
Accessories	Power Cord, VGA (Mini-Dsub15p) Cable, User's Manual, Wireless Remote Controller, Battery, Clamper, Screw for Clamper, CAT5 Tx Box, CD-ROM			

## Optional Stereo Speakers

## Optional Stand

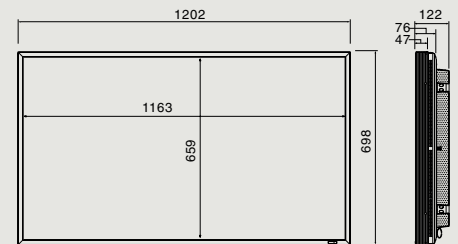


SP-521S



ST-521S

## Dimension



(Unit:mm)



MITSUBISHI DIGITAL ELECTRONICS AMERICA, INC.  
Presentation Products Division  
Toll Free: 888.307.0349  
Email: ppdinfo@mdea.com  
www.mitsubishipresentations.com

Canada  
Mitsubishi Electric Sales Canada Inc.  
Information Technologies Group  
Phone: 905.475.7728  
www.mitsubishieletric.ca

-Standard features, options and specifications subject to change without notice.  
-HDMI, and High-Definition Multimedia interface are trademarks or registered trademarks of HDMI Licensing LLC.  
-Other brands, products and service names are trademarks or registered trademarks of the respective companies.  
-Photographs are simulated images

©2009 Mitsubishi Digital Electronics America, Inc.