



imagine your message having
all the impact you'd intended.

Professional Plasma Displays

SAMSUNG



Imagine unveiling your product line at the industry's largest trade show. Imagine presenting your next big idea to your clients. Imagine attracting attention with a massive video wall. If it's a message worth putting in front of someone, it's a message worth putting on a Samsung professional plasma display. Billions of dollars worth of R&D each year go into the creation of innovative, exclusive technologies that give you unparalleled pictures that communicate with unsurpassed clarity. Big, bright, bold messages on a grand scale, no matter the size. With Samsung professional plasma displays, it's not hard to imagine.

Superior Pictures Through Superior Technologies

Samsung fulfills the demand for lifelike picture quality by creating natural images with vivid color, precise detail and rich contrast.



Conventional Plasma
Contrast 3,000:1 /
Brightness 1,000 cd/m²



Samsung Plasma
Contrast 30,000:1 /
Brightness 1,300 cd/m²

High Brightness and Contrast Ratio



High power consumption has been often pointed out as a big weakness of plasma displays. It's a problem that can't be resolved any further within the confines of conventional plasma display cell structure technology. So Samsung changed the entire panel structure from rectangular to octagonal cells. The result is high brightness levels of up to 1300 cd/m² and contrast ratios of up to 30,000:1 with lower power consumption.



Conventional Plasma



Samsung Plasma

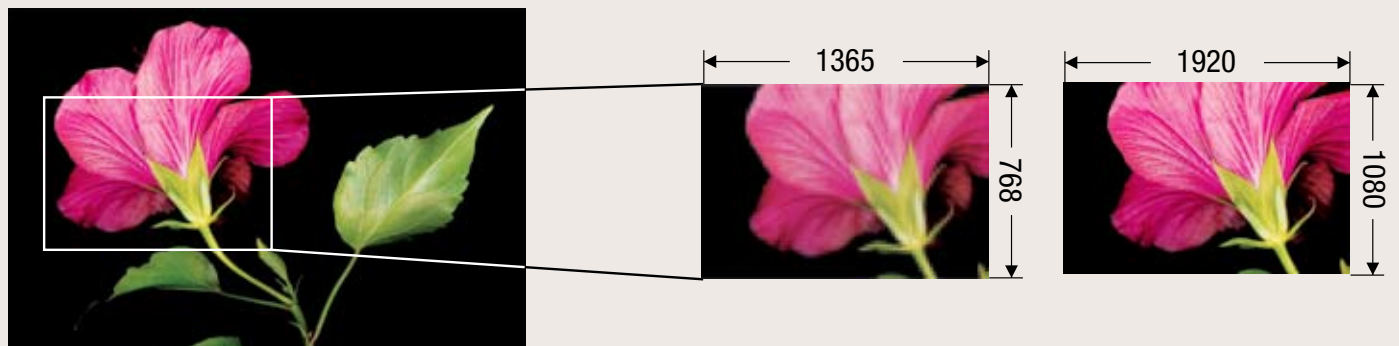
HD Ready



The first thing you'll notice about Samsung HDTV is the exceptional clarity on a wide screen. With Samsung's cutting-edge technologies, HDTV displays deliver incredible, razor-sharp images.

Stunning Full HD 1080p

Full HD 1080p support gives you the highest resolution digital images available. Images displayed at 1920 x 1080 employ 1.5 times more scanning lines than conventional HD resolution, and are twice the resolution of standard HD.



Larger, More Natural Video Walls

Impressive Video Walls

Imagine an impressive image multiplied by 25. A video wall processor built into every Samsung professional display lets you create huge video walls in configurations of 1 x 5, 5 x 1, 2 x 2, 3 x 3 and 4 x 4.



Natural Mode



Samsung video walls let you display in either Full or Natural mode. Full mode displays the entire picture, just as it is. Natural mode compensates for the bezel width, and displays a natural, distortion-free image over the entire video wall.



Full Mode



Natural Mode

VESA Flat Display Mounting Support

Supporting VESA flat display mounting interface standard, Samsung plasma monitors enable simple third party installation. VESA wall mount standard holes are incorporated into the design to allow enhanced installation options and versatility.

Vertical Image Capability



Landscape idea or portrait idea? You're not limited with Samsung. Our plasma display can be mounted either horizontally or vertically. A cooling fan that operates automatically enables vertical mounting with the same basic performance and functions as ordinary horizontal mounting. They're ideal as electronic signboards for storefronts or public places.



Horizontal View




Vertical View

Versatile Content Management and Connectivity

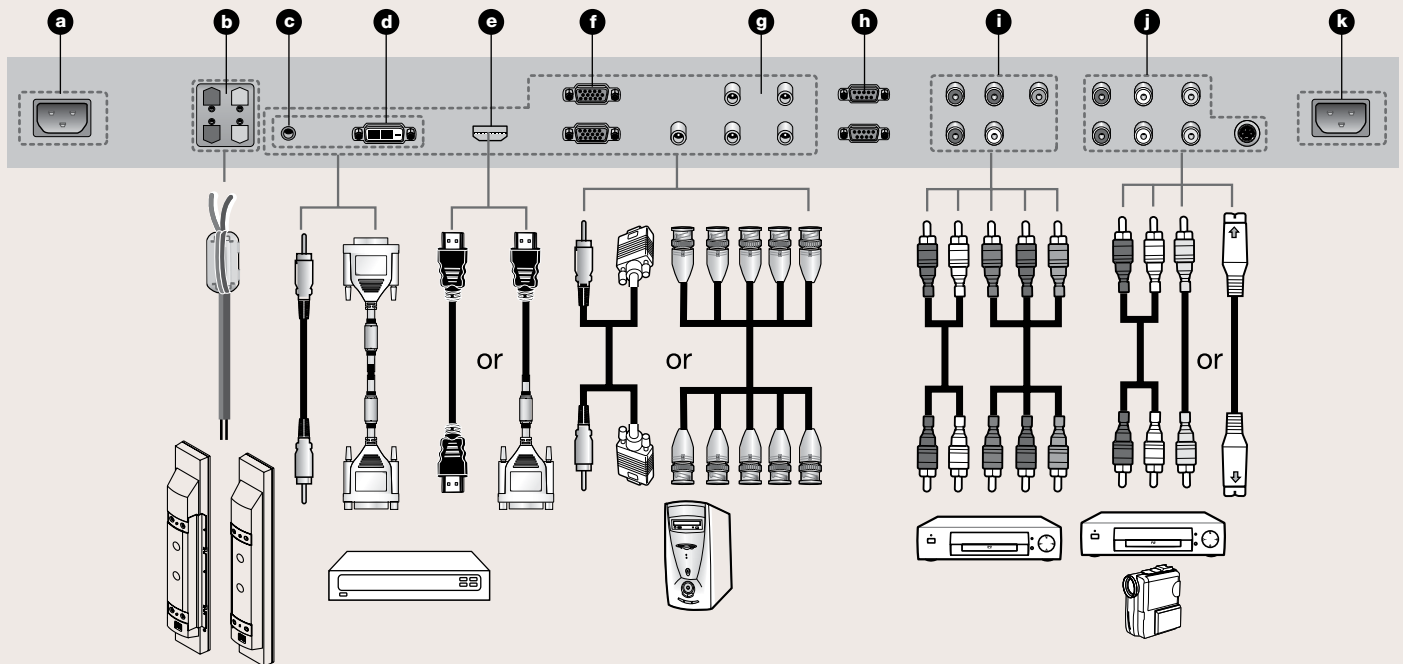
Multi Display Control (MDC)



The more control the better, especially when it's easy. The built-in RS-232C interface allows you to control up to 10 displays from your PC with Samsung's MDC software, using the serial port (DB-9) of the display. Just install the free MDC software supplied, list the units to be controlled, and click on the functions you want to control. It's that simple.




Professional Connectivity



- a. POWER IN** Connect the supplied power cord.
- b. EXT SPEAKER (8Ω)** Connect external speakers.
- c. DVI/PC/HDMI AUDIO IN** Connect to the audio output jack on your PC or DVI. AUDIO is an audio input jack for PC1 and PC2 modes.
- d. DVI IN** Connect to the video output jack for device with DVI output.
- e. HDMI IN** Connect to the HDMI jack of a device with HDMI output.
 - This input can also be used as a DVI connection with separate analog audio inputs. An optional HDMI/DVI cable will be necessary to make this connection.
 - When using an optional HDMI/DVI adapter, the DVI analog audio inputs on your PDP Display allow you to receive left and right audio from your DVI device.
- f. PC IN1/PC OUT1**
 - **PC IN1:** Connect to the video output jack on your PC.
 - **PC OUT1:** Connect to the video input jack on external devices.
- g. PC IN2 (BNC)** Connect for RGB HV video signal input from the PC. (PC Mode from this page onward means PC1/PC2 mode using RGB1[PC1] and RGB2[PC2].)
- h. RS-232C**
 - **IN:** Used for the MDC function when connecting PC or RS-232C output of another PDP Display.
 - **OUT:** Used for the MDC function when connecting with RS-232C input of another PDP Display.
- i. COMPONENT IN** Video (Y/PB/PR) and audio (L/R) inputs for component.
- j. AV (VIDEO/AUDIO L/R)**
 - **IN:** Video and audio inputs for external devices, such as a camcorder or VCR.
 - **OUT:** Outputs for external devices. !
- k. S-VIDEO IN** Video input for external devices with an S-Video output, such as a camcorder or VCR. Whenever you connect an audio or video system to your set, ensure that all elements are switched off. When connecting an external device, match the color of the connection terminal to the cable.

Long-Lasting Pictures



Conventional Plasma



Samsung Plasma

Longer Lifespan



Samsung prides itself on the long life of its plasma displays. An average user who watches for 8 hours a day can use it for the next 20 years (60,000 hours). Don't worry about product durability. You enjoy the premier-quality Samsung Plasma Display for as long as you want.

6 Types of Anti Burn-in Protection




Samsung engineers plasma displays to last. One of the ways is with anti burn-in protection. An anti burn-in protection timer in the OSD Menu lets you choose among six types of anti burn-in protection, as well as time period of operation and duration of operation. For example, if you select All White, 1 hour period, 5 minutes operation time, the Samsung plasma display automatically operates All White mode every hour for 5 minutes.



Pixel Shift

This option minutely moves pixels horizontally or vertically to prevent after-image.



All White

This option removes after-images by changing the color of all pixels to white. Use this function when there are remaining after-images or symbols, especially when a still image has been displayed for a long time.



Signal Pattern

This option removes after-images by moving all the pixels according to a pattern. This function is useful when there are remaining after-images or symbols, especially when a still image has been displayed for a long time.




Bar

This option removes after-images when the plasma display remains on for prolonged periods by crossing a vertical white bar from left to right. Unlike All White and Signal Pattern, this function can reduce burn-in while you watch the plasma display. The bar mode function interferes with viewing when the vertical white bar crosses.



Inverse

This option removes after-images when the plasma display remains on for prolonged periods by converting RGB input signal into GBR. Unlike All White and Signal Pattern function, this function can reduce burn-in while you watch the plasma display. Using the inverse function interferes with viewing by reversing colors on the screen.



Bar and Inverse

This option combines the Bar and Inverse anti burn-in functions. It removes after-images by crossing a vertical white bar from left to right, and by converting RGB input signal into GBR. Unlike All White and Signal Pattern function, this function can reduce burn-in while you watch the plasma display. Using the bar and inverse function interferes with viewing when the bar crosses and when the colors reverse.

Professional Plasma Display Models

P42HD P50HD

The Samsung HD Series offers a cost-effective, best-in-class solution with performance that's well-suited to display any type of motion video.

Best for Education, Conference Rooms, Indoor Venues: Lobbies, Bars, Casinos, Clubs, Restaurants, Museums, Auditoriums, Civic Centers

- Slim Connectivity: RS-232C, CVBS, HDMI, PC, DVI (BNC Optional)
- High Definition: 1024 x 768 Native Resolution (P42HD)
1365 x 768 Native Resolution (P50HD)
- Video Wall Processor (1 x 5, 5 x 1, 2 x 2, 3 x 3, 4 x 4)
- Multi-Display Control via RS-232C In/Out
- Six-Way Anti Burn-in Protection
- 10,000:1 Contrast Ratio
- 1,300 cd/m² Brightness
- Vertical and Horizontal Installation
- VESA Wall Mount Standard
- Control Button Lock, IR Lock, Advanced Timer
- Built-in Speakers 10W x 2 (P50HD), 5W x 2 (P42HD)



42M7H 50M7H 63M7F

The Samsung M7 Series was built for motion video applications, which deliver enhanced display management and improved screen performance.

Best for Education, Conference Rooms, Rental and Staging, Indoor Venues: Lobbies, Bars, Casinos, Clubs, Restaurants, Museums, Auditoriums, Civic Centers

- Versatile Connectivity: RS-232C, CVBS, S-Video, Component, HDMI (63M7F), PC, DVI, BNC
- High Definition: 1024 x 768 Native Resolution (42M7H)
1365 x 768 Native Resolution (50M7H)
1920 x 1080 Native Resolution (63M7F)
- Full HD 1080p (63M7F)
- Video Wall Processor (1 x 5, 5 x 1, 2 x 2, 3 x 3, 4 x 4)
- Multi-Display Control via RS-232C In/Out
- Six-Way Anti Burn-in Protection
- 10,000:1 Contrast Ratio
- 1,300 cd/m² Brightness
- Vertical and Horizontal Installation
- VESA Wall Mount Standard
- Control Button Lock, IR Lock, Advanced Timer, PIP
- Optional Speakers 10W x 2
- SRS TruSurround XT



P50FHD P63FHD

The Samsung FHD Series delivers the ultimate picture with ultimate flexibility. It was created for those environments that require a professional product designed for Full HD 1080p video content.

Best for Military Control Rooms, Indoor Venues: Lobbies, Bars, Casinos, Clubs, Restaurants, Museums, Auditoriums, Civic Centers

- Versatile Connectivity: RS-232C, CVBS, HDMI (P50FHD), PC, DVI (BNC Optional)
- Full HD 1080p
- Video Wall Processor (1 x 5, 5 x 1, 2 x 2, 3 x 3, 4 x 4)
- Multi-Display Control via RS-232C In/Out
- Six-Way Anti Burn-in Protection
- 30,000:1 Contrast Ratio (P50FHD)
10,000:1 Contrast Ratio (P63FHD)
- 1,300 cd/m² Brightness
- Vertical and Horizontal Installation
- VESA Wall Mount Standard
- Control Button Lock, IR Lock, Advanced Timer
- Built-in Speakers 10W x 2

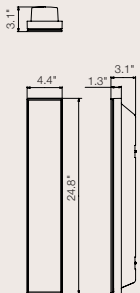


Professional Plasma Display Accessories

Speakers



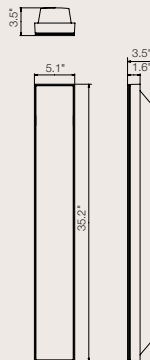
Product Name PSN4232B(S)



Product Name PSN5032B(S)



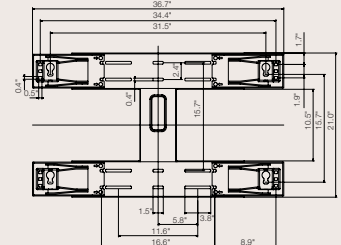
Product Name PSN6332B(S)



Wall Mount



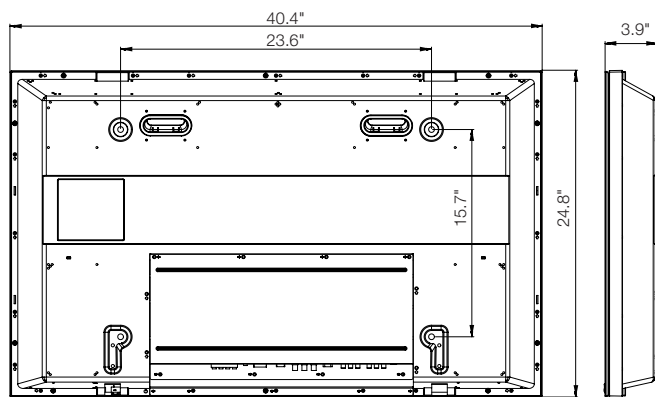
Product Name WMN-5770D



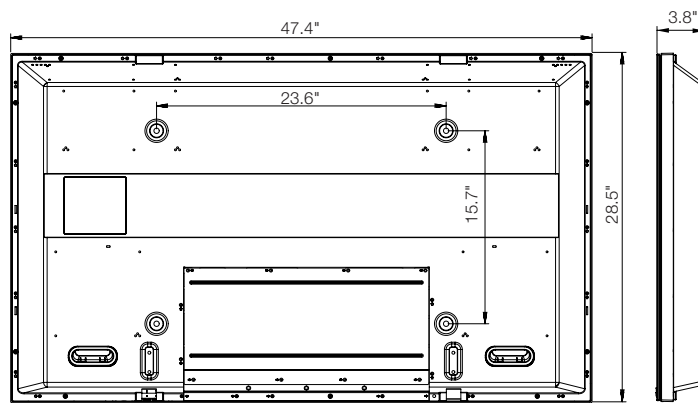
Specifications

		P42HD	P50HD	42M7H
Panel	Diagonal Size	42"	50"	42"
	Resolution	1024 x 768	1365 x 768	1024 x 768
	Pixel Pitch (H x V)	0.912 x 0.693	0.81 x 0.81	0.912 x 0.693
	Brightness (Typ.)	1,300cd/m ²	1,300cd/m ²	1,300cd/m ²
	Contrast Ratio	10,000:1	10,000:1	10,000:1
Connectivity	PC Inputs	VGA/DVI/BNC (Optional)	VGA/DVI/BNC (Optional)	VGA/DVI/BNC
	Video Inputs	CVBS/HDMI	CVBS/HDMI	CVBS/S-Video/Component
	Network	Optional (Available in October 2008)	Optional (Available in October 2008)	N/A
	Speaker	5W x 2	10W x 2	10W x 2
Power	Power Consumption (Max)	380W	480W	380W
	Power Consumption at Stand-by (Max)	2W	2W	2W
	Power Supply	AC 100 - 240 V- (+/- 10%), 50/60 Hz	AC 100 - 240 V- (+/- 10%), 50/60 Hz	AC 100 - 240 V- (+/- 10%), 50/60 Hz
Mechanical Spec	Weight (Set/Stand)	77.2 lbs.	76.5 lbs.	76.1 lbs.
	VESA Mount	600 x 400mm	600 x 400mm	600 x 400mm
	Cabinet Color No	Black	Black	Black
	Dimension (W/O Stand)	40.4" x 24.8" x 3.8"	47.4" x 28.5" x 3.8"	40.4" x 24.8" x 3.8"
Operation Condition	Operating Temperature	10°C- 40°C	10°C- 40°C	10°C- 40°C
	Humidity	20-80%	20-80%	20-80%
Regulation	Regulations	CE, UL1492, UL6500, CSA C22.2, FCC Class B	CE, UL1492, UL6500, CSA C22.2, FCC Class B	CE, UL1492, UL6500, CSA C22.2, FCC Class B
Feature	Special Features	- Anti Burn-in S/W - RS-232C Control - Video Wall Function	- Anti Burn-in S/W - RS-232C Control - Video Wall Function	- Anti Burn-in S/W - RS-232C Control - PIP - Video Wall Function
Optional items	Speaker	Built-in Standard	Built-in Standard	PSN4232B(S)
	Wall Mount	WMN-5770D	WMN-5770D	WMN-5770D
Accessories	Manuals	User Instructions (CD)	User Instructions (CD)	User Instructions
	Cables	Power Cord, VGA cable	Power Cord, VGA cable	Power Cord, VGA cable
	Others	Remote controller, Batteries, Ferrite cores	Remote controller, Batteries, Ferrite cores	Remote controller, Batteries, Stands, Ferrite cores

P42HD/P42M7H

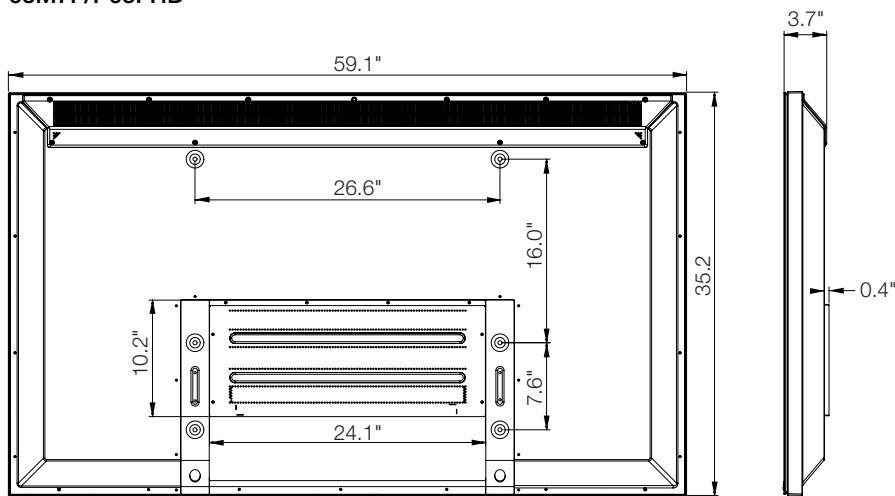


P50HD/50M7H/P50FHD



50M7H	63M7F	P50FHD	P63FHD
50"	63"	50"	63"
1366 x 768	1920 x 1080	1920 x 1080	1920 x 1080
0.81 x 0.81	0.242 x 0.726	0.576 x 0.576	0.726 x 0.726
1,300cd/m ²	1,300 cd/m ²	1,000cd/m ²	1,000cd/m ²
10,000:1	10,000:1	30,000:1	10,000:1
VGA/DVI/BNC	VGA/DVI/BNC	VGA/DVI/BNC (Optional)	VGA/DVI/BNC (Optional)
CVBS/S-Video/Component	CVBS/S-Video/Component/HDMI	CVBS/HDMI	CVBS/HDMI
N/A	N/A	Optional (Available in October 2008)	Optional (Available in October 2008)
10W x 2	10W x 2	10W x 2	10W x 2
480W	720W	560W	720W
2W	2W	2W	2W
AC 100 - 240 V- (+/- 10%), 50/60 Hz	AC 100 - 240 V- (+/- 10%), 50/60 Hz	AC 100 - 240 V- (+/- 10%), 50/60 Hz	AC 100 - 240 V- (+/- 10%), 50/60 Hz
88.8 lbs./92.3 lbs.	141.0 lbs./151.9 lbs.	82.5 lbs./84.7 lbs.	140.9 lbs.
600 x 400mm	600 x 400mm	600 x 400mm	600 x 400mm
Black	Black	Black	Black
47.4" x 28.5" x 3.8"	59.2" x 35.2" x 3.9"	47.4" x 30.4" x 3.8"	59.2" x 35.2" x 3.9"
10°C- 40°C	10°C- 40°C	10°C- 40°C	10°C- 40°C
20-80%	20-80%	20-80%	20-80%
CE, UL1492, UL6500, CSA C22.2, FCC Class B	Class B	CE, UL1492, UL6500, CSA C22.2, FCC Class B	CE, UL1492, UL6500, CSA C22.2, FCC Class B
- Anti Burn-in S/W - RS-232C Control - PIP - Video Wall Function	- Anti Burn-in S/W - RS-232C Control - PIP - Video Wall Function	- Anti Burn-in S/W - RS-232C Control - Video Wall Function	- Anti Burn-in S/W - RS-232C Control - Video Wall Function
PSN5032B(S)	PSN6332B(S)	Built-in Standard	Built-in Standard
WMN-5770D	WMN-5770D	WMN-5770D	WMN-5770D
User Instructions	User Instructions	User Instructions (CD)	User Instructions (CD)
Power Cord, VGA cable	Power Cord, VGA cable	Power Cord, VGA cable	Power Cord, VGA cable
Remote controller, Batteries, Stands, Ferrite cores	Remote controller, Batteries	Remote controller, Batteries, Ferrite cores	Remote controller, Batteries, Ferrite cores

63M7F/P63FHD





www.samsung.com/proav

1-866-SAM4BIZ

©2008 Samsung Electronics America, Inc. Samsung is a registered mark of Samsung Electronics Corp., Ltd. Specifications and designs are subject to change without notice. Non-metric weights and measurements are approximate. All brand, product, service names and logos are trademarks and/or registered trademarks of their respective manufacturers and companies. Simulated screen images. Printed in USA. LFD-PLASMLBRO-Jun08T