

# High Definition Hospitality Plasma Display

# TH-42PR10U

## ■ Product summary

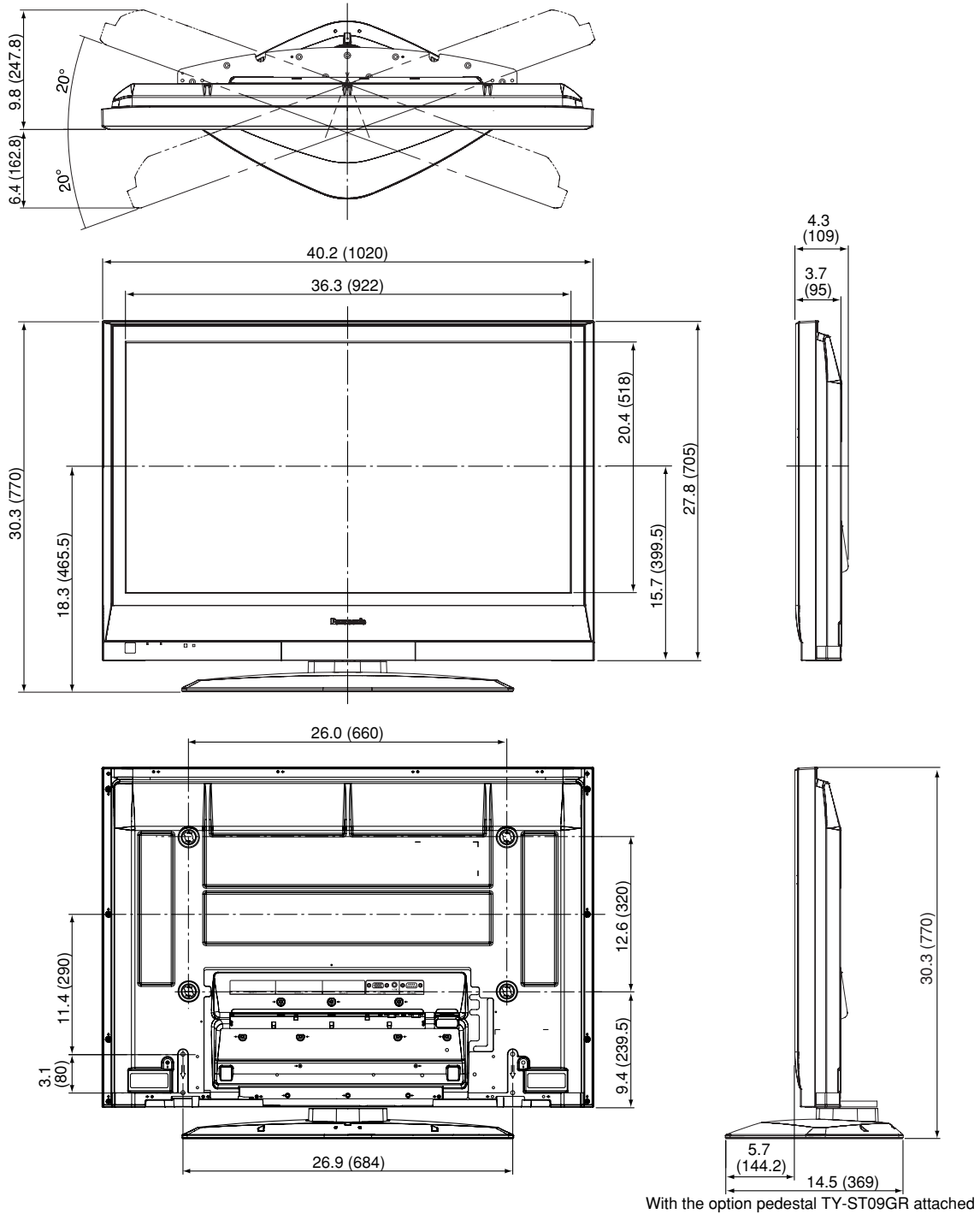
- 42" High Definition Hospitality Plasma Display designed for hotel guest suite TV application.
- Equipped with three interchangeable slots-provide flexible in-hotel TV system solution in a sleek fashion by adding/combining wide variety of optional slot-in boards.
- Available with various hotel-mode settings like Initial Input, Max Volume, etc..
- Compact design with speakers positioned under the screen.

## ■ Product specification (Design and specifications subject to change without notice)

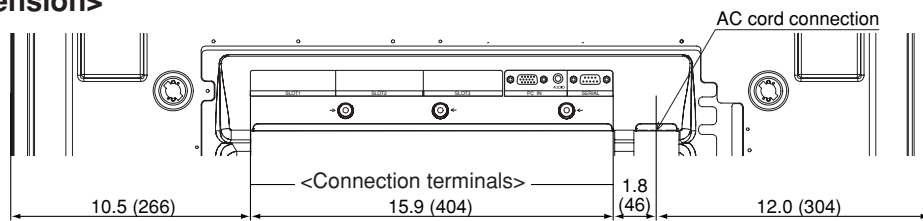
Display	
Screen Size (Diagonal)	42-inch
Aspect ratio	16:9
Effective Display Area (W x H)	36.3" x 20.4" (922 x 518 mm)
Resolution (H x V)	1,024 x 768 pixels (1pixel=3cells for R, G and B)
Pixel Pitch (H x V)	0.900 x 0.675 mm
Brightness	1,200 cd/m <sup>2</sup>
Contrast Ratio (Bright room)	Max. 10,000:1 (400:1)
Gradation	3,072 steps (equivalent)
Signal Compatibility	
Scan Rate	Horizontal frequency 15-110 kHz Vertical frequency 48 -120 Hz
PC Signal Compatibility	VGA, SVGA, XGA, SXGA, UXGA ..... (Compressed)
Video Signal Compatibility	525(480)/60i•60p, 625(575)/50i•50p, 750(720)/60p•50p, 1125(1080)/60i•50i•24p•24sF•25p•30p.....1250(1080)/50i
Input / Output	
Fixed Terminals	
PC IN	Mini D-sub 15pin x 1 (Female) Analog RGB/Components *Plug & Play (VESA DDC 2B)
AUDIO IN	M3 jack x 1
SERIAL	D-sub 9-pin x 1 (Male) External control, RS-232C compatible
Interchangeable Terminals	
(Slot1)	Vacant
(Slot2)	Vacant
(Slot3)	Vacant
ELECTRICAL	
Power Requirements	120 V AC, 50 Hz/60 Hz
Power Consumption	380 W
Power off condition	0.2 W
Stand-by condition	Save OFF 0.7 W, Save ON 0.5 W
SOUND	
Speaker	4.7" x 2.4" (120 x 60 mm) x 2 pcs, 8 Ω
Audio Output	20 W [10 W + 10 W] (10% THD)
MECHANICAL	
Dimensions (W x H x D)	40.2" x 27.8" x 3.7" (1,020 x 705 x 95 mm) (4.3" (109 mm) when including protruding portion of slots)
Weight	approx. 61.7 lbs (28.0 Kg)
Cabinet Colour	Dark gray
ENVIRONMENTAL	
Operating environment	
Temperature	32 °F - 104 °F (0 °C - 40 °C)
Humidity	20 % - 80 % (Non condensation)
Altitude	0 - 9,100 feet (0 - 2,800 m)
Storage environment	
Temperature	-4 °F - 140 °F (-20 °C - 60 °C)
Humidity	20 % - 90 % (Non condensation)
Altitude	0 - 10,800 feet (0 - 3,300 m)
EMI REGULATIONS	
FCC Part 15 Class-B, ICES-003 Class-B	
SAFETY STANDARDS	
UL6500 Ver.2	
INCLUDED ACCESSORIES	
• Fixing Band x 2 • AC power cord • Operating instruction book	
OPTIONAL ACCESSORIES	
• Wall-hanging bracket (vertical, angled) • Pedestal • AV Terminal Box • Terminal boards • Remote control	

# ■Dimensions (Shown with optional Pedestal stand)


Units : inches (mm)



## <Terminal dimension>



## <Connection terminals>



# Preset Input Signals

	Signal name	horizontal frequency (kHz)	vertical frequency (Hz)	Optional Terminal							
				Component Video TY-42TM6A/Z	PC Input TY-42TM6P	Composite Video TY-42TM6B/V	BNC Dual Video TY-FB9BD	DVI-D(for PR series) TY-42TM6D	HDMI TY-FB8HM	PC IN(D-sub 15-pin) Fixed Terminal	
Composite	NTSC	15.73	59.94			Y	Y				
	PAL	15.63	50.00			Y	Y				
	PAL60	15.73	59.94			Y	Y				
	SECAM	15.63	50.00			Y	Y				
	Modified NTSC	15.73	59.94			Y	Y				
Component / RGB	525(480)/60i	15.73	59.94	Y	Y						Y
	525(480)/60p	31.47	59.94	Y	Y			Y	Y		Y
	625(575)/50i	15.63	50.00	Y	Y						Y
	625(575)/50p	31.25	50.00	Y	Y						Y
	625(576)/50p	31.25	50.00					Y	Y		
	750(720)/60p	45.00	60.00	Y	Y			Y	Y	Y	
	750(720)/50p	37.50	50.00	Y	Y			Y	Y	Y	
	1125(1080)/60i	33.75	60.00	Y	Y			Y	Y	Y	
	1125(1080)/50i	28.13	50.00	Y	Y			Y	Y	Y	
	1125(1080)/30p	33.75	30.00	Y	Y						Y
	1125(1080)/25p	28.13	25.00	Y	Y						Y
	1125(1080)/24p	27.00	24.00	Y	Y						Y
1125(1080)/24sF	27.00	48.00	Y	Y						Y	
1250(1080)/50i	31.25	50.00	Y	Y						Y	
RGB	640×400@70Hz	31.46	70.07	Y	Y						Y
	640×480@60Hz	31.47	59.94	Y	Y			Y	Y		Y
	640×480@72Hz	37.86	72.81	Y	Y						Y
	640×480@75Hz	37.50	75.00	Y	Y						Y
	640×480@85Hz	43.27	85.01	Y	Y						Y
	800×600@56Hz	35.16	56.25	Y	Y						Y
	800×600@60Hz	37.88	60.32	Y	Y			Y			Y
	800×600@72Hz	48.08	72.19	Y	Y						Y
	800×600@75Hz	46.88	75.00	Y	Y						Y
	800×600@85Hz	53.67	85.06	Y	Y						Y
	852×480@60Hz	31.47	59.94	Y	Y			Y			Y
	1024×768@60Hz	48.36	60.00	Y	Y			Y			Y
	1024×768@70Hz	56.48	70.07	Y	Y						Y
	1024×768@75Hz	60.02	75.03	Y	Y						Y
	1024×768@85Hz	68.68	85.00	Y	Y						Y
	1066×600@60Hz	37.64	59.94	Y	Y			Y			Y
	1152×864@75Hz	67.50	75.00	Y	Y						Y
	1280×960@60Hz	60.00	60.00	Y	Y						Y
	1280×960@85Hz	85.94	85.00	Y	Y						Y
	1280×1024@60Hz	63.98	60.02	Y	Y						Y
	1280×1024@75Hz	79.98	75.03	Y	Y						Y
	1280×1024@85Hz	91.15	85.02	Y	Y						Y
	1366×768@60Hz	48.36	60.00	Y	Y			Y			Y
	1600×1200@60Hz	75.00	60.00	Y	Y						Y
	1600×1200@65Hz	81.25	65.00	Y	Y						Y
	Mac13" (640×480)	35.00	66.67	Y	Y						Y
	Mac16" (832×624)	49.72	74.54	Y	Y						Y
Mac21" (1152×870)	68.68	75.06	Y	Y						Y	

## Serial RS232C : D-sub 9-Pin (Male)



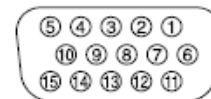
### Pin Assignment and Signal Name

Pin No.	Signal name	Descriptions
1	CD	NC
2	RXD	Receive Data
3	TXD	Transmit Data
4	DTR	Not used
5	GND	Ground
6	DSR	Not used
7	RTS	Short Circuit
8	CTS	
9	RI	NC

### Transmitting Conditions

Signal Level	Complied with RS232C
Synchronization method	Asynchronous
Baud Rate	9600 bps
Parity	None
Character Length	8 bits
Stop Bit	1 bit
Flow control	-

## PC Input : D-Sub 15-Pin (Female)



### Signal Name

Pin No.	Signal name
1	R (P <sub>R</sub> /C <sub>R</sub> )
2	G (Y)
3	B (P <sub>B</sub> /C <sub>B</sub> )
4	NC (Not connected)
5	GND (Ground)
6	GND (Ground)
7	GND (Ground)
8	GND (Ground)
9	NC (Not connected)
10	GND (Ground)
11	NC (Not connected)
12	SDA
13	HD/SYNC
14	VD
15	SCL

Note : When a signal having a resolution that exceeds the panel resolution is input , a simplified display will be produced.